

Fraction

Dominoes

By: Laura Davis

from Tattling to the Teacher

Here is a fun freebie for you!

Print on cardstock, laminate, cut-apart and place in a math center. Students will play like traditional dominoes but they have to match fractions in sets, as part of a whole, the written word and number. Thanks for downloading- please leave feedback on

TPT ☺

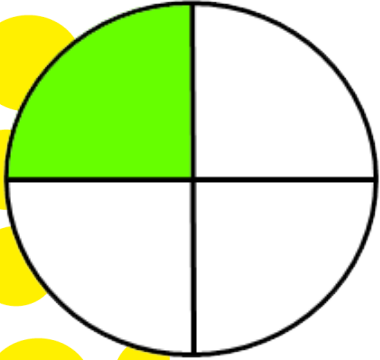
If you like the fonts check out: [Kevin and Amanda](#).

Farm graphics from: [KPM Doodles Digital Clip Art](#).


Fraction graphics from: [Ginger Snaps Art](#).

For more fun check out my blog:

[Tattling to the Teacher](#).

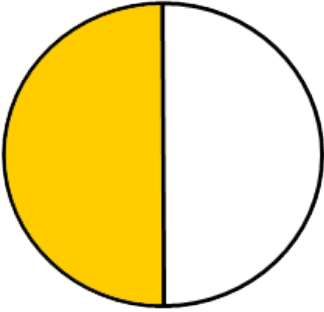


START




Fourth

One

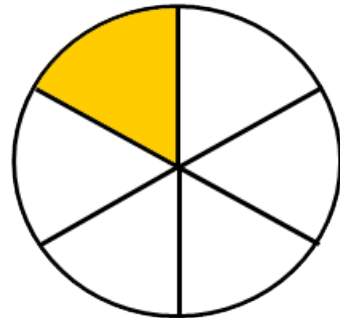

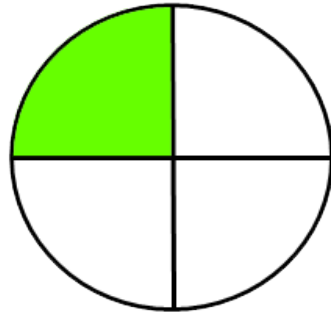


$$\frac{1}{2}$$



One
Half

One
Third





$$\frac{1}{3}$$

$$\frac{1}{4}$$

One
Sixth

$$\frac{1}{6}$$

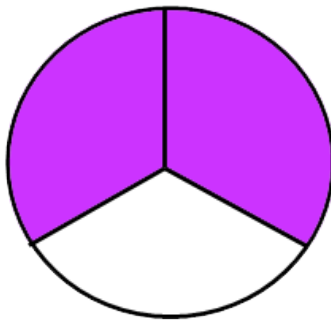
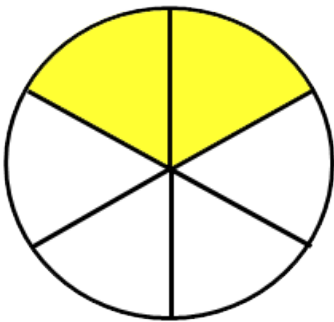
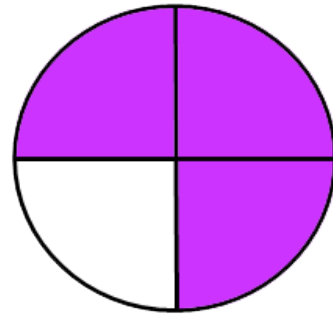


Two
Thirds

Three
Fourths


Two
Sixths

$$\frac{2}{6}$$



$$\frac{4}{3}$$

$$\frac{2}{3}$$





TWO

FOURTHS

2

4

ONE
EIGHTH

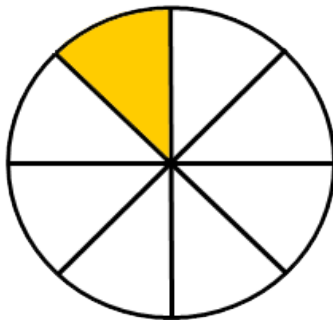
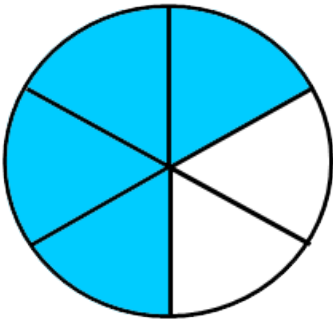



WHOLE

FOUR
SIXTHS

4

6



STOP

1
8

